

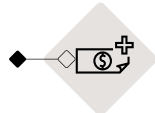
# INVESTOR & NEW BUILD DESIGN PROCESS



01.

## BUDGET

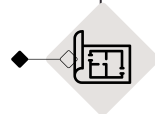
Review overall budget provided by the investor in order to determine plan of action.



02.

## LAYOUT

Discuss all design possibilities in order to maximize profits as well as make notes of any questions or discrepancies we may find.



03.

## EXTERIOR FINISH SELECTIONS

- Paint Color
- Trim Color
- Doors
- Brick, Stone & Tile Accents
- Roof



04.

## PLUMBING SELECTIONS

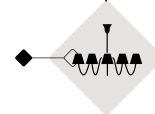
- Appliances (indoor/outdoor)
- Sinks
- Faucets
- Showerhead/Controls
- Tubs



05.

## ELECTRICAL

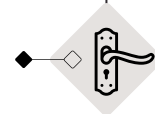
- Lighting Fixtures (Interior & Exterior)
- Under Cabinet Lighting
- Doorbells
- Fans
- Recessed Lighting
- Disk lights for closets



06.

## HARDWARE

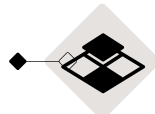
- Knobs/Pulls
- Interior Door Knobs & Locks
- Exterior Door Knobs & Locks
- Towel Bars/Rings
- Wall Hooks
- Toilet Paper Holders



07.

## HARD SURFACES

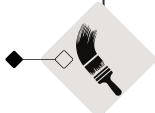
- Countertops - Granite, Quartz, etc.
- Flooring - Wood, Tile and Carpet
- Tile (Backsplash, Shower walls, Shower Floors, etc.)
- Grout



08.

## PAINT & STAIN

- Walls
- Trim
- Cabinetry
- Paneling or Accent Walls



## OTHER SERVICES OFFERED

- Staging
- Custom Window Treatments
- Hunter Douglas Window Treatments

